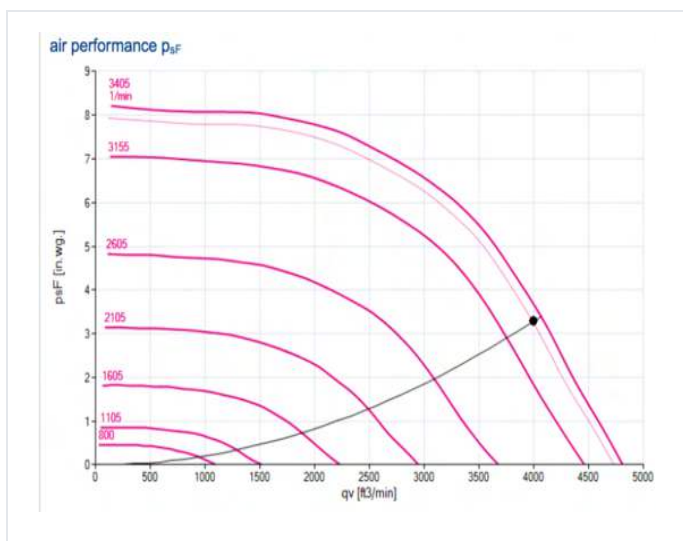


12 TON AC / DEHUMIDIFIER W/ VFD



The indoor & outdoor rated Smart Family SLIC12R-MS is a powerful and versatile 12-ton portable air conditioning system that has the ability to provide cooling, heating and dehumidification for construction, industrial & commercial applications. At only 34-3/8" wide it can fit through most single-man doors and is ideal for applications where space is limited. The variable frequency drive provides precise fan speed control and can be adjusted based on load requirements. With 100 feet of ductability for the supply and return air it is possible to condition hard-to-reach spaces. Additionally, this unit can operate on 100% outside air when return air duct runs are not feasible.



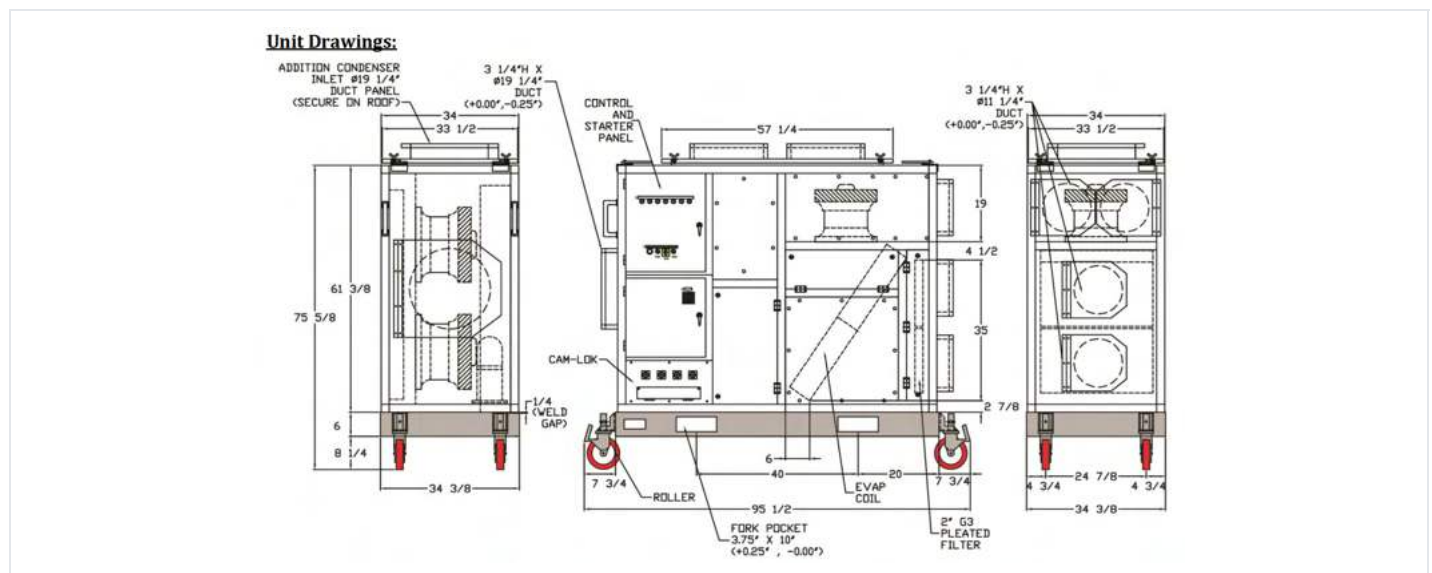
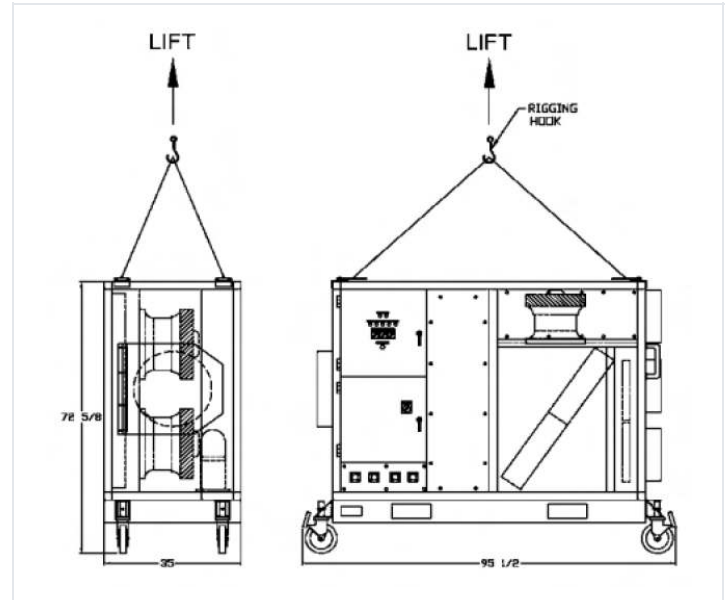
TECHNICAL SPECS	
BTU / Hr Input	144,000 (12 Ton)
Voltage	460V
Phase	3
Cooling Amps	28.7 A @ 460V
MCA	32 A @ 460V
MFS	50 A @ 460V
Connections	Cam-Lok
Air Delivery	1,500 – 4,500 CFM
Blower	5 hp (4 kW)
Compressor	Scroll
Supply Air Outlet	(2) 12" Round (100' Max)
Return Air Inlet	(2) 12" Round (100' Max)
Condenser Outlet	(1) 20" Round (50' Max)
Filter Type	2" Washable Media
Weight	2,200 lbs
Dimensions (L x W x H)	95.5" x 34.375" x 75.625"
Forklift Pockets	Yes
Lifting Eyes	Yes
Casters	Yes
Condensate Pump	Yes
Certifications	ETL, UL, CSA

12 TON AC / DEHUMIDIFIER W/ VFD

Unit Features

- Single Copeland Scroll compressor
- Evaporator provided with a single direct-drive plenum fan with 5 hp TEFC motor
- Condenser provided with twin direct-drive plenum fans with 5 hp TEFC motor
- Rated cooling air flow of 4,000 CFM of recalculated air
- Air flow range of 1,500 – 4,500 CFM
- Hydrophilic-coated, non-lanced condenser fins
- Hydrophilic-coated evaporator fins
- Stainless-steel hardware
- Stainless-steel drain pan
- <35" unit width for ease getting through standard 3' doorways
- Blower VFD with inline starter and bypass switch
- Speed potentiometer for Blower VFD — 30 Hz to 69 Hz
- Full tubular rental frame with fork pockets & tie-down points
- Hot-dipped galvanized
- Lift rings for overhead lift
- Duct doors factory-installed for all supply / return connections
- Quiet operation
- Installed condensate pump

Lifting Diagram



Dimensional data may not include hardware, stacking plates, or bumpers.